

# HireVue Digital Mock Interview

**BYU**  
IDAHO

## SIGNUP

first name\*

last name\*

email\*

phone

resume select a file

additional document select a file

additional document select a file

START

- (1) Click [here](#) to **sign up** and complete a HireVue Mock Interview
- (2) Click [here](#) to see the steps for completing a HireVue Mock Interview (Pages 2-9)
- (3) Click [here](#) to **schedule** a HireVue Mock Interview Review on Handshake
- (4) Click [here](#) for tips and further information about HireVue Interviews (Pages 10-11)

# Agree to Terms & Conditions

## Terms and Conditions

Thank you for using HireVue, Inc.'s ("HireVue") online digital interaction platform (the "Service") to participate in a digital interaction (the "Digital Interaction") with the company that invited you to use this Service (the "Company"). HireVue is a platform Company uses to facilitate Digital Interactions such as yours, and we are not responsible for your Digital Interaction with Company. These Terms and Conditions ("Terms") are between you and HireVue and your use of the Service constitutes your consent to these Terms.

These Terms require you to agree, among other things, to the following:

1. I acknowledge that the Digital Interaction may be recorded and I hereby consent to such recording, including the use of my name, likeness, voice and persona in connection with my use of the Service, and HireVue's and Company's use of any such recordings as provided herein.
2. I attest that I have voluntarily agreed to a conduct a Digital Interaction and related screening, training and/or analysis activities through the Service and that these Terms

- Read Terms and Conditions
- Click on *I agree*

I do not agree

I agree

[? Help](#)


Powered by HireVue

# Try a Practice Question

## Take a Practice Question

Can't see yourself? Mic meter not moving?

[Adjust settings](#)



Try a practice question

(Or Continue without practicing)

- You can *adjust settings* if camera or microphone does not work
- Click on *Try a practice question* or *Continue without practicing*
- If you choose to practice or complete the actual interview this window will pop up with instructions

Practice Mode - Your responses will NOT be saved



You will be asked to respond to questions on video. You will be given only 1 attempt to record your video response.

Start Practice Question

[Help](#) [Settings](#)

Powered by HireVue

[Help](#) [Settings](#)

Powered by HireVue

# How It Works

The screenshot shows the 'Practice Mode' interface. At the top, it says 'Practice Mode - Your responses will NOT be saved'. The main heading is 'PRACTICE QUESTION' with the prompt: 'Explain why your background and experience would be a good fit for this job.' Below this, it says 'This is only a PRACTICE QUESTION No one will see it.' and a blue button labeled 'Start Practice Question'. On the right, there is a video recording interface with a timer showing 'minutes: 3', a 'Prep time 0:30' field, and a 'Start Recording' button. A 'NOT Recording' watermark is visible in the center of the video area. At the bottom of the video area, there is a 'Hide Video' button and the text 'Don't Want to Watch Yourself?'. Annotations include white circles around the 'Prep time 0:30' field, the 'Start Recording' button, and the 'Hide Video' button. Green arrows point from the 'Start Practice Question' button to the 'Start Recording' button, and from the 'Hide Video' button to the text 'You can Hide Video' in the adjacent list.

- The right top corner will show how much time you will have to respond to the question
- There is 30 seconds for prep time
- You *can* Hide Video

- Click on *Start Practice Question*

# Select 'Start Now'

Make sure you can see and hear yourself

[Helpful Tips](#)



[Do another practice question →](#)

[Start Now →](#)

Can't hear or see yourself? [Adjust your settings](#)

- You can complete another practice question or start the actual interview

# Read Instructions

---



- After reading the instructions click on *Begin*
- Amount of *questions* are displayed here

## Instructions

In this section there are 6 questions for you to answer. You will be required to record your responses with video. **You will only be given 1 attempt to record your response.** Each question will have its own time limit. Once you submit your answer, you cannot change it and you will be taken to the next question.

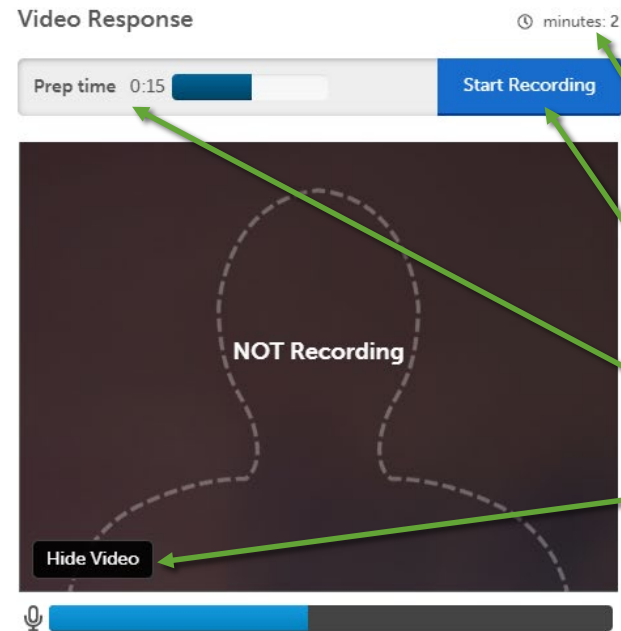
- You will only have 1 attempt to record your responses
- Each question's time limit is 2 minutes\*

\*Note: Answers should be between 1 and 1.5 minutes long

# Start Recording

## Question 1 of 6

Tell me about yourself.



- The right top corner will show how much time you will have to respond to the question
- Click on ***Start Recording*** when you are ready
- There is 30 seconds for prep time
- You can *Hide Video*

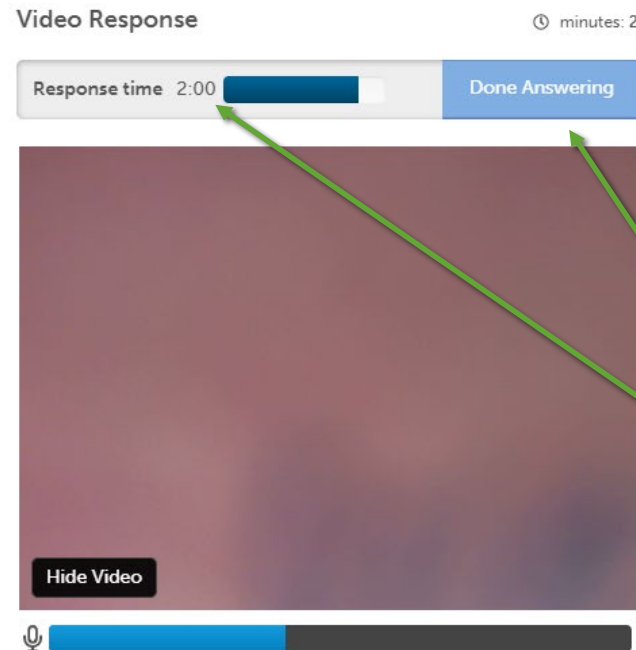
# Click 'Done'

- Question Number displayed here

Question 2 of 6

What is your greatest strength?

- Question displayed here



- Once you have responded, click on *Done Answering*\*\*
- You have 2 minutes to respond

\*\*Note: Repeat this step with each question



# HireVue Interview Questions

---

Questions Answered: 6 of 6

[Continue](#)

Your answers have been submitted. Please click the button above to continue.

- After answering all the questions click on *Continue* then *Done*

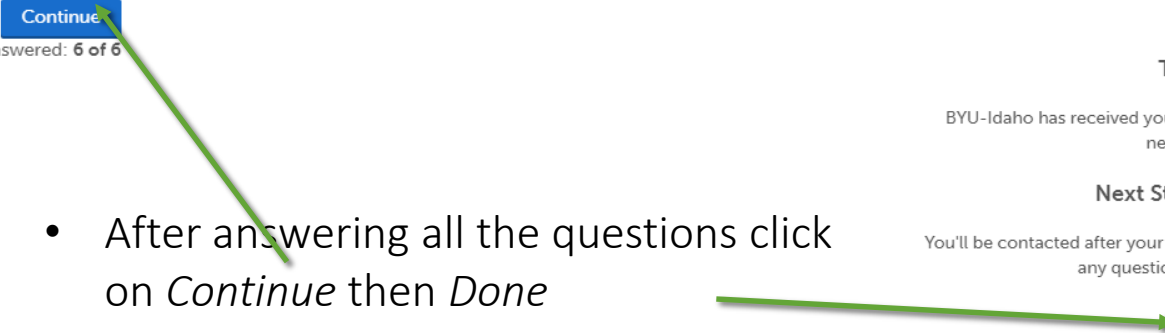
**Thank You!**

BYU-Idaho has received your submission. There is no further action needed from you.

**Next Steps & Questions**

You'll be contacted after your submission has been reviewed. If you have any questions, contact BYU-Idaho.

[Done](#)



# Tips for a HireVue Interview

---

1. Make sure your technology works (camera, microphone, battery sufficiently charged, etc.)
2. Test the internet speed, close other applications for maximum connectivity
3. Find a place where you will not be interrupted by others (use a sign that states interview in progress)
4. Stage the **background** for the interview → pleasant and not distracting
5. Make sure you have **decent lighting** → your face is clearly visible
6. Position the camera at the top center of your screen
7. **Maintain eye contact** in front of the camera as if you're speaking face-to-face with a person
8. **Wear professional clothing** as if you were in a face-to-face interview

# HireVue uses Artificial Intelligence to make meaningful assessments

---

- Records non-verbal cues
  - Facial expressions
  - Eye movements
  - Body movements
  - Details of clothes
  - Nuances of voice
- Data points collected for assessments

