

FamilySearch Family Tree Grows at the University

Going from a PAF/Temple Ready curriculum to a FamilySearch family tree curriculum in the BYU-Idaho family history classes is providing insights into blending the new with the old. Many questions and thoughts have to be considered and answered in the process. The BYU-Idaho Family History Center provides support for the BYU-Idaho family history classes so we were asked to serve on the committee to recommend changes in the curriculum.

- We thought new FamilySearch was the program the church developed to access the new Common Pedigree database. What is this FamilySearch family tree program?
- Do we need to relearn another program to access the Common Pedigree database or can we stick with new FamilySearch? We have spent many hours learning it.
- Do we still need to use offline personal family history software, like PAF, or only use the online software, FamilySearch family tree, and keep all our family history in the Common Pedigree database?
- TempleReady, FamilySearch IGI, Family Searcher, Animap, Irfanview, Ancestry.com, PAF 5.2, PAF Insight, Family History Library Catalog, Google, FamilyInsight, U.S. Cities Galore, etc. Which ones do I still need and which ones can go away?
- Is research still necessary or is everything in the Common Pedigree?
- Should we be teaching Indexing as part of the curriculum?
- There are 27 hours of class time, 9 hours of Lab time, and home work. How much doctrine, PAF, FamilySearch family tree, new FamilySearch, research, and FamilyInsight can be taught in this one semester family history class and how?

What has been learned preparing for this change?

Name: _____

Comparing FamilySearch Family Tree and new FamilySearch

What is not in FamilySearch family tree?

- Register
- Retrieve a forgotten sign-in name or password.
- View a time line of life events.
- View a map of life events.
- Add or find a husband, wife, or child.
- Add a marriage event.
- Add other personal facts or events about an individual.
- Edit a record.
- Dispute facts.
- Add a GEDCOM file.
- View help specific to a page.
- Find answers, view cases, and receive training and resources.
- Log in as a Helper to do all functions for someone else.
- Log in as an administrator.

What is not in new FamilySearch?

- Add ordinance information if known to be done.
- See who has reserved temple ordinances for an individual.
- See any completed ordinances, ordinances that need to be done that have been printed, and cards to print on the reserve list.

Starting to use family tree?

When using family tree:

- See what information is listed about your family.
- Make sure all the records about a person are in one folder.
- Make sure the most correct information is displayed in the summary.
- Make sure all the temple ordinances are completed for the ancestors listed.

Synchronize Information

A way to add correct information to the common pedigree is to use other computer programs that have been certified to synchronize information with FamilySearch. (Ancestral Quest, FamilyInsight, and RootsMagic 4. Others coming later.)

You can use these to:

- Add information from your database to family tree.
- Add information from family tree to your database.
- Correct or delete information.
- Mark information as incorrect.
- Move records to the correct folder.

Name: _____










FamilySearch Family Tree Navigation Notes

Start Family Tree: labs.familysearch.org | Family Tree




Find the answers to the following by using Helpful Tips and experimenting (browsing and clicking).



Tree Tab (#) (default tab)

- Working with Helpful Tips:
How to close? _____
How to open? _____
How to hide? _____
- Ways to move the Pedigree around:
1st. _____
2nd. _____
3rd. _____
4th. _____
- Ways to zoom the Pedigree in and out:
1st. _____
2nd. _____
3rd. _____
-  : _____
 : _____
- 1)  , 2) 
Symbol # ___ means the husband's pedigree line ends and the wife's line continues.
Symbol # ___ means the husband's pedigree line continues and wife's line ends.
- What is the meaning of the (#) on the Tree tab? _____
- Draw the following icons: Color?
Show All Husbands _____
Show All Parents: _____
Show All Wives: _____
- What is the name of each of these icons?
    

- How does an individual get displayed in the Summary Panel? _____

10. Display a parent, then a grandparent, and then a great grandparent in the Summary Panel, which one will be listed under the “Go to...” dropdown? _____
11. When the Pedigree dropdown is clicked the two choices are: Pedigree & _____
12. In the **List view**, the list can be sorted by clicking the heading of which column(s)? _____
The order of the columns can be rearranged by _____
Can a column be widened? _____
13. Dates are sorted using: month, day, and year but not in that order. The column containing dates is sorted first by: _____, second by _____, and third by _____.
Locations are sorted using the four parts: city, county, state, country. The columns containing locations are sorted first by _____, second by _____, third by _____, fourth by _____.
14. There are three icons on the vertical bar in the **Summary Panel**: 1) , 2) , 3) 
_____ is the Family Relationship button and displays the husband, wife, marriage date and place, and children.
_____ is the Summary button and displays the name, gender, and vital statistics.
_____ is the Temple Ordinances button and displays only the ordinances that are completed.



Folder Tab (#)

There are two ways to get into Folders, 1) Click on the **Folders** tab at the top of the window, 2) click on the **Open Folder** button for a given individual.

WARNING: Remember Family Tree is using the **live** Common Pedigree. Combining or separating records or folders is done in real time and changes the Common Pedigree.

1. There is a list of folders down the left.
How did they get there? _____
What happens when one is clicked? _____
How is one removed from the list? _____
If two folders contain different records for the same person how can the folders be combined?
(Remember the Common Pedigree will be changed if you do this!) _____

On your home computer, will the same list of folders be there after logging out and logging back in? _____
How is the list of folders hidden? _____
2. The folder contains all the records found in the Common Pedigree for the selected individual.
 - a. The information is displayed under the four tabs: 1) _____, 2) _____, 3) _____, 4) _____
3. The **Summary** tab is divided into two sections: 1) _____, 2) _____

If the **Sealing to parents** and the **Sealing to spouse** ordinances are completed what special information is provided besides the date and temple? _____

If all the ordinances are not complete, some or all of these specific links will appear. Match the link with its function:

- A. Go to Temple list
- B. Enter Ordinance Manually
- C. Possible Duplicates
- D. Submit

_____ The ordinances do not show as completed but there are other records for this person that are not in their folder.

_____ There is no information showing for the ordinances. If you have records that show the ordinances have been completed you can enter them yourself.

_____ Place this person on your Temple list (Reserved list) so you can have the Family Ordinance Request printed or release them for the temple to complete. And while you are deciding no one else can do the ordinances.

_____ This person is on your Temple list so click here to go see them.

If the dropdown arrow, by any item under vital information, is clicked a list of the variations of this item is displayed. Would it ever be okay to select a different date or name? _____ Why or why not? _____

The **Relationships** tab lists: parents, marriage events, and children. The **Family relationships** dropdown button, above the parent's names, allows the individual to be displayed as a _____ or a _____. (Note: if the individual has no parents listed the **Family relationships** dropdown button will be missing.)

4. Under the **Records** tab is listed all the records in the Common Pedigree found for this individual. The (#) at the top of the Records column is _____. Remember the columns can be sorted, widened, and moved.

Remember, actually performing the following steps **will** change the Common Pedigree database.

If one of the records does not belong to the individual, that record can be moved by checking it and selecting a folder to move it to. Select the folder from the _____ dropdown or by _____ it to a folder in the list on the left.

To see more detail about a given record, click the underlined name in that record and look at the information under the _____, _____, and _____ tabs in the window that comes up.

5. Click the Notes tab; if the individual has notes they all will be displayed. But clicking the _____ link will display only the headings for the notes. Clicking the _____ link will show all the notes again.



Temple

Temple Tab

- The ordinances are color coded:
 Yellow: _____
 Green: _____
 Gray: _____
 White: _____
- Under the Temple tab is the list of individuals on your reserved list. They can be released to the Temple only before the cards are _____.
 The only temple in this area that can print cards from FORs is the _____ temple.
 Remember the columns can be sorted, order rearranged, and widened.



Search

Search Tab

- While outside the search window, the search window can be reached by clicking the _____ tab or by clicking the _____ button that appears in many windows.
- When in the search window, click the Search by Name button, and then a search can be done by _____ or by _____ number or _____ number.
- When the **Go to Search** button is clicked the fields in the search window will contain the information for that individual. This information can be removed from the search fields by clicking the _____ link or the _____ button.
 When the **Search** tab is selected the search fields may be blank or they may contain what information? _____
- Click the Search button to see the list of possible matches. Return to the search window to make changes in the search fields by clicking the _____ link or start a new search by clicking the _____ link.
- To open a folder for an individual in the search list, click their name and select the _____ link.
- To print the list of individuals in the search list click the _____ button, close the printer window, and study the Print Preview window.
 To print the list in the Print Preview window click the _____ button in the top right corner of the print preview window. To cancel the printing of the list click the _____ in the top right corner.
- Once the list of records from the search is on the screen, where is the search criteria displayed?

Other:

1. To know what you have agreed to when logging in to FamilySearch Family Tree, read _____ after click the Help dropdown at the top of the screen.
2. To compliment the writers of FamilySearch Family Tree, to report a problem, or make a suggestion click the _____ link at the top of the window.
If a problem is experienced first check, "I experienced a problem" and then write a detailed comment. Someone wrote the following comment: "It did not work when I clicked my great uncle." Is this an adequate comment? _____ Why or why not? _____

